Asset-Trade
Assessment & Sale of Used Assets

Ref. Nr.: 1013-03251118

Übersicht und technische Daten:

MORI SEIKI - NZ-S1500/500 2-Revolver Wellendrehmaschine

DMG MORI SEIKI

Baujahr: Jan. 2008

Beschreibung:

Gebrauchte MORI SEIKI NZ-S1500/500 CNC 2-Revolver Wellendrehmaschine

4 Maschinen verfügbar !!! von Volkswagen

Technische Daten

- Spindelgeschwindigkeit 3500 U / min / 5,5 kW
- Spindeldurchmesser 43 mm
- Revolver 6 Stationen Capto C3
- Revolver-Indizierungszeit 0,18 s
- Bettlänge 530 mm
- Reitstockhub 200 mm
- Reitstockspindel Hub 70 mmm
- Verfahrweg X 60 mm, Z 580 mm
- Beschleunigung 0,5 g
- Verfahrgeschwindigkeit 20 m / min

Keine Späneförderer vorhanden

© Copyright 2024 - Asset-Trade - Assessment & Sale of Used Assets worldwide

Technische Daten:

Technische Daten:

Steuerung: Series 32i
Drehlänge: 1500.00 mm
Drehdurchmesser: 500.00 mm
Spindeldrehzahl: 3500.00 U/Min
Angetriebene Werkzeuge: 5.00
Werkzeugkapazität: 5 x
Reitstock: Ja
Lünette: Nein

Abmessungen und Gewicht:

Gewicht: 3000 kg

Käuferinformationen:

Zustand: Sehr guten Zustand
Verfügbar: Verkauft
Verkauft als:
EXW (ab Werk - Incoterm)
MwSt.: 19 %
Käuferaufgeld: 16 %
Standort: Deutschland

© Copyright 2024 - Asset-Trade - Assessment & Sale of Used Assets worldwide

Bilder:

1

2

3

4

5

© Copyright 2024 - Asset-Trade - Assessment & Sale of Used Assets worldwide

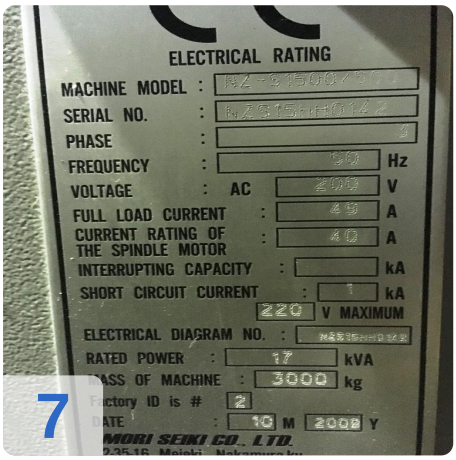

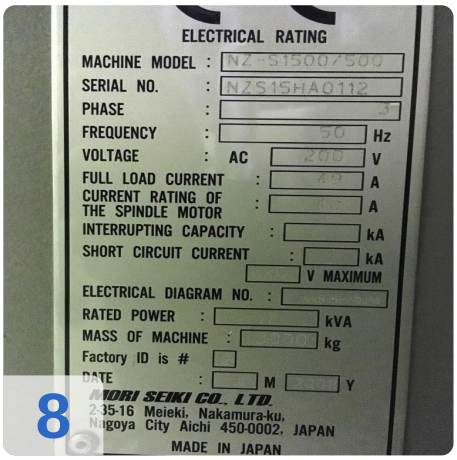

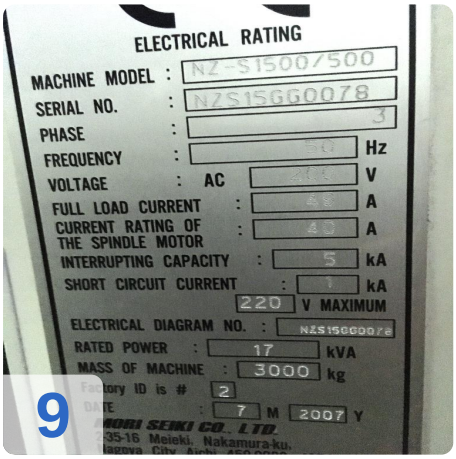

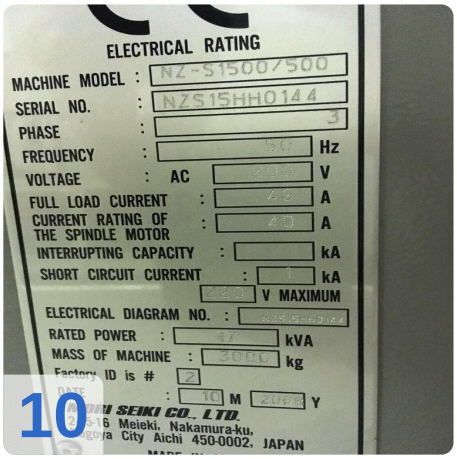

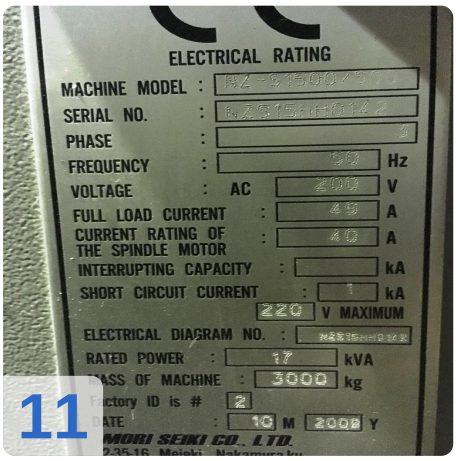

© Copyright 2024 - Asset-Trade - Assessment & Sale of Used Assets worldwide

Specification – Inquiry

Model	NZ-S1500/500	S/No.	NZS195G0078	Control	FS-32IA
Ship. Date	2007/07/25	Complete	2007/07/25	Destination	POLAND
Factory	NARA PLANT	Customer	VOLKSWAGEN MOTOR POL		

Specifications | Remarks

12

37	TAILSTOCK SPINDLE STROKE (MM)	70 MM		PC
38	TAILSTOCK SPINDLE STROKE CHECK	PROVIDED		PC
39	TAILSTOCK SPINDLE FOOTSWITCH			PC
40	CHIP CONVEYOR	PROVIDED		PC
41	CHIP DISPOSAL DIRECTION	REAR DISPOSAL TYPE		PC
42	CHIP CONVEYOR TYPE	HINGE		PC
43	OPERATION PANEL OF CHIP CONVEYOR			PC
44	SLIP DETECTOR OF CHIP CONVEYOR			PC
45	CHIP BUCKET			PC
46	COOLANT SYSTEM			PC
47	COOLANT FLOW SWITCH			PC
48	COOLANT FLOAT SWITCH			PC
49	OIL SKIMMER			PC
50	COOLANT GUN			PC
51	CHUCK UPPER SIDE COOLANT SYSTEM			PC
52	CHIP FLOW COOLANT SYSTEM			PC
53	SPINDLE (SPINDLE 1) CHUCK AIR BLOW	PROVIDED		PC
54	TAILSTOCK SPINDLE AIR BLOW	PROVIDED		PC
55	COOLANT AIR BLOW			PC
56	AIR BLOW PIPE TYPE	COPPER PIPE		PC

13

57	AIR GUN			PC
58	(SPINDLE 1) IN-MACHINE TOOL PRESETTER	AUTOMATIC		PC
59	IN-MACHINE WORK MEASURING (TURRET 1)			PC
60	LOADER			PC
61	HYDRAULIC UNIT	HYDRAULIC UNIT WITHOUT MAGNETIC DUST COLLECTOR		PC
62	SIGNAL LIGHT	3-TIER TOWER(RED,MILKY WHITE,GREEN)		PC
63	CHUCK FOOTSWITCH	TWIN		PC
64	DRY CUTTING	PROVIDED		PC
65	MIST COLLECTOR	INTERFACE (125 MM DIA DUCT ONLY)		PC
66	STEADY REST	AUTOMATIC CENTERING STEADY REST (PROGRAMMABLE)		PC
67	AUTOMATIC CENTERING STEADY REST TYPE	GRASP RANGE:15 MM - 32 MM,ARM WIDTH:16 MM , FOR CAMSHAFT		PC
68	WORK REST WORKPIECE PRESENCE DETECTION			PC
69	WORK REST			PC
70	FEED STOP			PC
71	TAILSTOCK HIGH/LOW PRESSURE SYSTEM			PC
72	(SPINDLE 1) CHUCK HIGH/LOW PRESSURE SYSTEM			PC

14

73	WORK PULL OUT SYSTEM	TURRET 1 & TURRET 2 CATCHING TYPE		PC
74	SPECIFICATION FOR EXHIBITION			PC
75	NUMBER OF TOTAL COUNTERS	1		PC
76	NUMBER OF WORK COUNTERS	1		PC
77	NUMBER OF EXTERNAL M CODES	5		PC
78	AUTOMATIC POWER SHUTOFF			PC
79	AC100V SERVICE OUTLET ON OPERATION PANEL			PC
80	STEP-DOWN TRANSFORMER	UNNECESSARY		PC
81	STEP-DOWN TRANSFORMER CABLE	PROVIDED		PC
82	LEAK BREAKER			PC
83	CONTROL BOX MANUFACTURE	OUTSIDE SUPPLIER		PC
84	LANGUAGE ON NC SCREEN	GERMAN		PC
85	LANGUAGE ON PC SCREEN	GERMAN		PC
86	LANGUAGE ON WARNING SCREEN	GERMAN		PC
87	PROGRAMMING RESOLUTION MULTIPLIED BY 10			PC
88	VARIABLE LEAD THREAD CUTTING			PC
89	FEED STOP			PC
90	PART PROGRAM STRAGE (BYTE)	128 KBYTE (320 M)		PC
91	NUMBER OF STORED PROGRAMS	250		PC
92	REMOTE COMMUNICATION FUNCTION			PC

15

90	PART PROGRAM STRAGE (BYTE)	128 KBYTE (320 M)		PC
91	NUMBER OF STORED PROGRAMS	250		PC
92	REMOTE COMMUNICATION FUNCTION			PC
93	NUMBER OF TOOL OFFSET PAIRS	32		PC
94	FLOATING ZERO RETURN			PC
95	ADDITION OF OPTIONAL BLOCK SKIP			PC
96	HANDLE FEED INTERRUPTION			PC
97	PROGRAM RESTART			PC
98	SEQUENCE NUMBER COLLATION AND STOP			PC
99	INTERRUPTION TYPE CUSTOM MACRO			PC
100	CUSTOM MACRO	PROVIDED		PC
101	PROGRAMMABLE DATA INPUT	PROVIDED		PC
102	NUMBER OF CUSTOM MACRO COMMON VARIABLES	600		PC
103	EXTERNAL HIGH-SPEED SKIP			PC
104	TOOL LIFE MANAGEMENT	8		PC
105	NUMBER OF TOOL LIFE MANAGEMENT (MORI)	MAX. 64 PAIRS * 10		PC
106	[illegible]	8		PC
107	STORED STROKE CHECK 2,3			PC
108	[illegible] (TAILSTOCK)			PC

16

http://webhan01.moriseiki.co.jp/Machine/M60_CHAR/index.asp?ID=M60_0200&KISHU=NZ-S

Datei Bearbeiten Ansicht Favoriten Extras ?

Visibility & Collaboration ... Google Maps Google Übersetzer Mori Schnellanwahl Intra Mori Dealernet Login Hotl

Specification – Inquiry

Model	NZ-S1500/500	S/No.	NZS195G0078	Control	FS-32IA
Ship. Date	2007/07/25	Complete	2007/07/25	Destination	POLAND
Factory	NARA PLANT	Customer	VOLKSWAGEN MOTOR POL		

Specifications | Remarks

18	SPLASH GUARD TYPE	STANDARD TYPE		PC
19	SPINDLE (SPINDLE 1) OUTPUT (KW)	HIGH-TORQUE (11/7.5 KW)		PC
20	SPINDLE (SPINDLE 1) SPEED (MIN-1)	6500 MIN-1		PC
21	SPINDLE (SPINDLE 1) THROUGH-SPINDLE HOLE DIA. (MM)	43 MM DIA.		PC
22	SPINDLE (SPINDLE 1) CHUCK TYPE			PC
23	SPINDLE (SPINDLE 1) CHUCK CYLINDER TYPE			PC
24	SPINDLE (SPINDLE 1) ORIENTATION	PROVIDED (WITHOUT LOCK)		PC
25	SPINDLE AIR PURGE	PROVIDED		PC
26	SPINDLE 2			PC
27	TURRET (TURRET 1) TYPE OF TURRET	6 STATIONS		PC
28	TURRET (TURRET 1) MILLING FUNCTION			PC
29	TURRET (TURRET 1) TOOL MOUNTING METHOD	CAPTO C3		PC
30	TYPE OF TURRET 2	6 STATIONS		PC
31	TURRET 2 MILLING FUNCTION			PC
32	TURRET 2 TOOL MOUNTING METHOD	CAPTO C3		PC
33	TAILSTOCK	PROVIDED		PC
34	MOVEMENT OF TAILSTOCK	MANUAL TYPE		PC
35	STROKE (MM)	200 MM		PC
36	TAILSTOCK SPINDLE	BUILT-IN CENTER MT3		PC

17

Specification – Inquiry

Model	NZ-S1500/500	S/No.	NZS195G0078	Control	FS-32IA
Ship. Date	2007/07/25	Complete	2007/07/25	Destination	POLAND
Factory	NARA PLANT	Customer	VOLKSWAGEN MOTOR POL		

Specifications | Remarks

Specification

	Item	Specification/Product#	Qty.	Section
1	NC SYSTEM	FS-32IA		PC
2	VOLTAGE OF CUSTOMER'S FACTORY (V)	380 V - 480 V		PC
3	FREQUENCY (HZ)	50 HZ		PC
4	SETTING UNIT	MM		PC
5	DESTINATION	EUROPE		PC
6	STANDARD	EN COMPATIBLE		PC
7	UL LABEL			PC
8	EXPORT TRADE CONTROL ORDER	APPLIED		PC
9	RELOCATED MACHINE SECURITY FUNCTION			PC
10	PAINT COLOR	DESIGNATED COLOR (FLAT)		PC
11	LANGUAGE ON NAME PLATES	POLISH		PC
12	LANGUAGE OF INSTRUCTION MANUAL	GERMAN		PC
13	NC MANUAL AS BOOKLETS			PC
14	SPECIFICATION FOR USE MACHINE			PC
15	NOMINAL FEED LENGTH	510 MM		PC
16	[illegible] (MM)	100 MM		PC
17	ANCHOR			PC

© Copyright 2024 - Asset-Trade - Assessment & Sale of Used Assets worldwide

© Copyright 2024 - Asset-Trade - Assessment & Sale of Used Assets worldwide

Asset-Trade
Assessment & Sale of Used Assets

QR Code for https://www.asset-trade.de/print/pdf/node/6247

Asset-Trade

Bewertung & Vermarktung von Industrieanlagen weltweit

Am Sonnenhof 16

47800 Krefeld

Deutschland

Tel.: +49 2151 32500 33